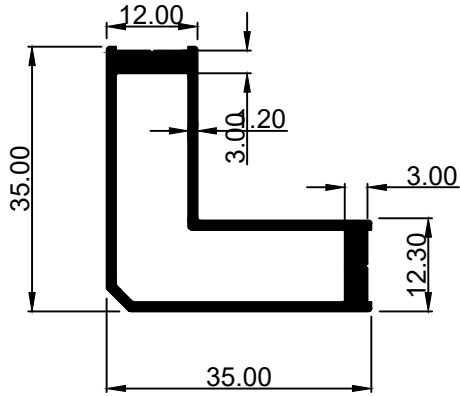


SHREENATHJI EXTRUSION

SEC. NO:-30016

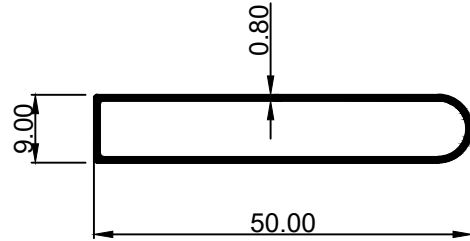
AH-182



WEIGHT:- 1.924 kg/12'

SEC. NO:-30002

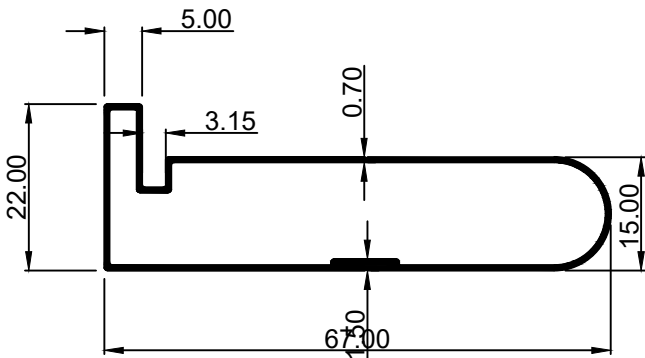
AH-166



WEIGHT:- 0.879 kg/12'

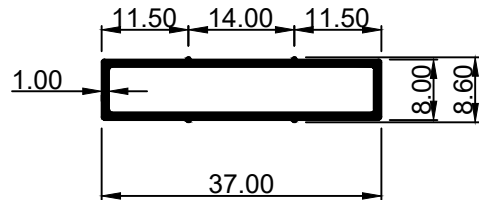
SEC. NO:-30003

AH-167



WEIGHT:- 1.294 kg/12'

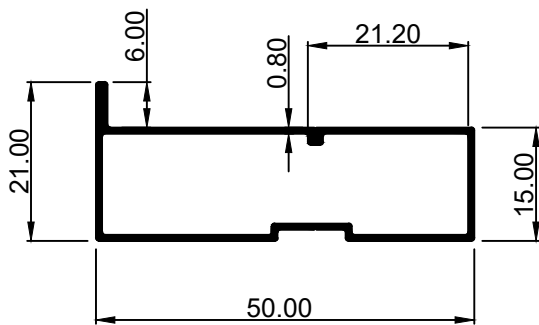
SEC. NO:-15876



WEIGHT:- 0.856 kg/12'

SEC. NO:-30005

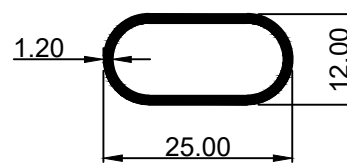
AH-168



WEIGHT:- 1.144 kg/12'

SEC. NO:-30015

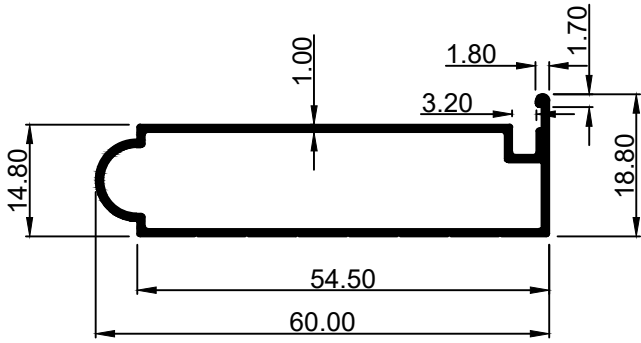
AH-183



WEIGHT:- 0.710 kg/12'

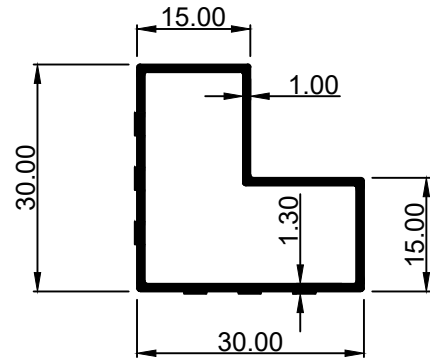
SHREENATHJI EXTRUSION

SEC. NO:-15916



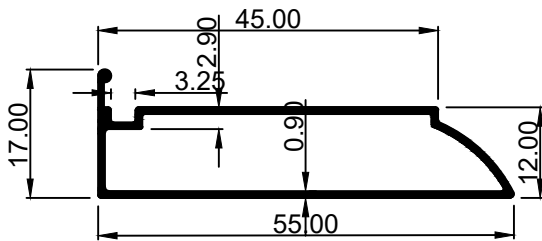
WEIGHT:- 1.500 kg/12'

SEC. NO:-15918



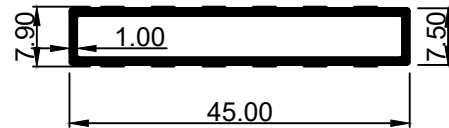
WEIGHT:- 1.200 kg/12'

SEC. NO:-15911



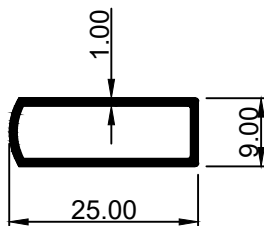
WEIGHT:- 1.200 kg/12'

SEC. NO:-15919



WEIGHT:- 1.000 kg/12'

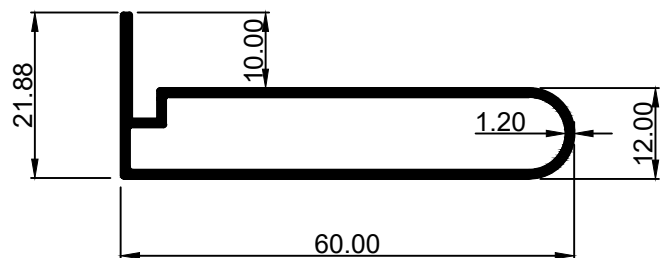
SEC. NO:-15920



WEIGHT:- 0.600 kg/12'

SEC. NO:-30017

AH-184

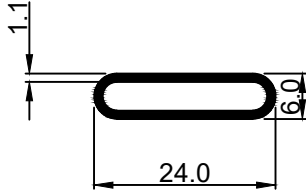


WEIGHT:- 1.802 kg/12'

SHREENATHJI EXTRUSION

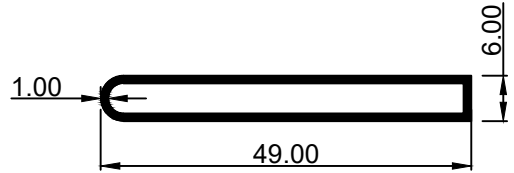
SEC. NO:-30131

AH-277



WEIGHT:- 0.555 kg/12'

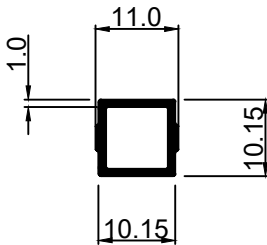
SEC. NO:-30018



WEIGHT:- 1.026 kg/12'

SEC. NO:-30166

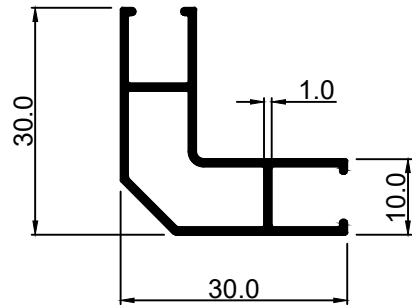
AH-315



WEIGHT:- 0.390 kg/12'

SEC. NO:-30167

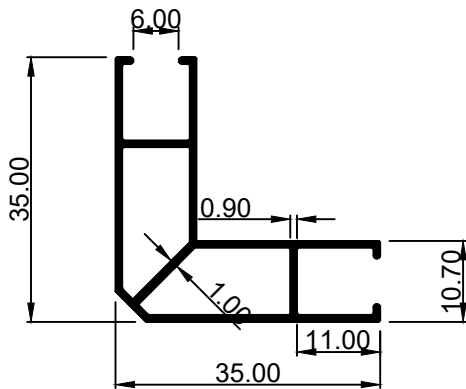
AH-320



WEIGHT:- 1.140 kg/12'

SEC. NO:-30215

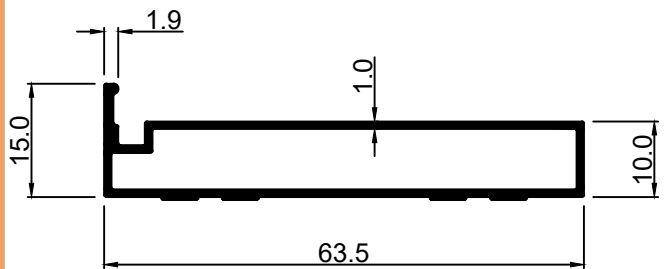
AH-356



WEIGHT:- 1.345 kg/12'

SEC. NO:-30168

AH-316

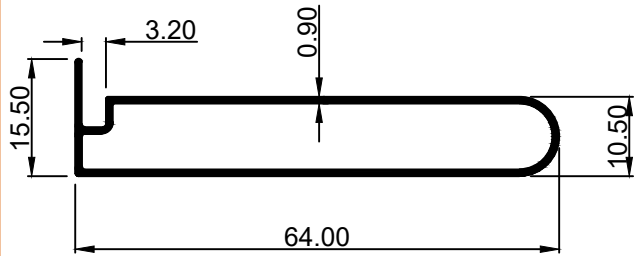


WEIGHT:- 1.615 kg/12'

SHREENATHJI EXTRUSION

SEC. NO:-30222

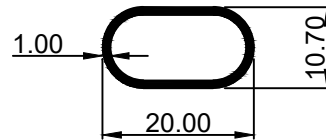
AH-357



WEIGHT:- 1.327 kg/12'

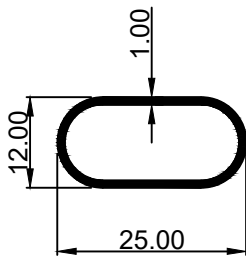
SEC. NO:-30290

SE-88



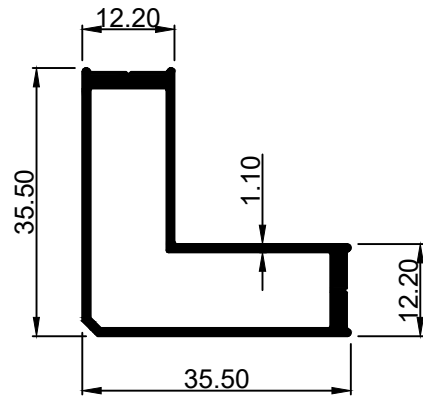
WEIGHT:- 0.485 kg/12'

SECTION No.:- SE-1117



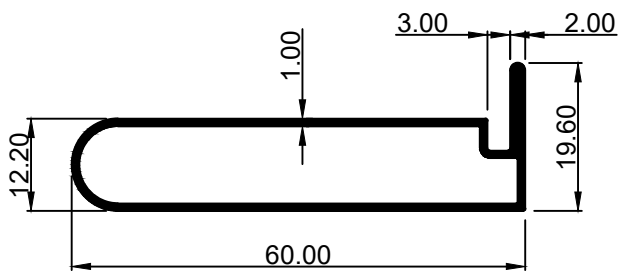
0.5984 Kg/12'

SECTION No.:- SE-1118



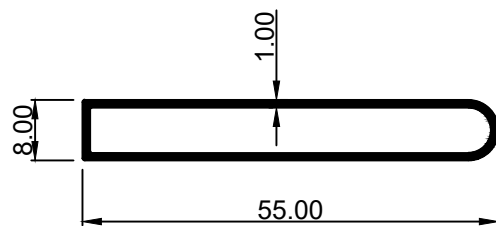
1.6956 Kg/12'

SECTION No.:- SE-1119



1.5619 Kg/12'

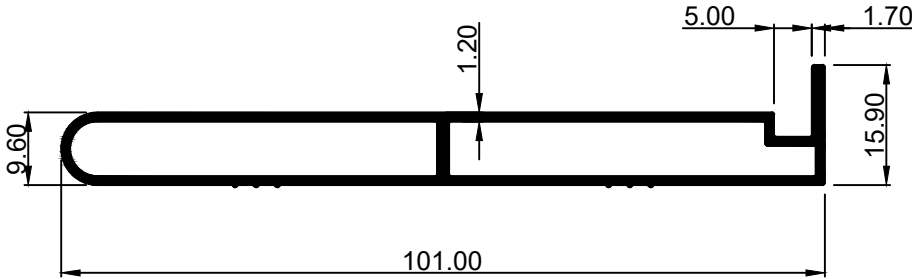
SECTION No.:- SE-1157



1.1759 Kg/12'

SHREENATHJI EXTRUSION

SECTION No.:—SE-768



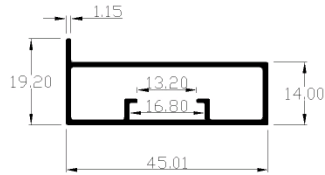
0.7668 Kg/Mtr.

Shreenathji

30516

SEC. NO:-30516

8234



WEIGHT:- 1.500 kg/12'

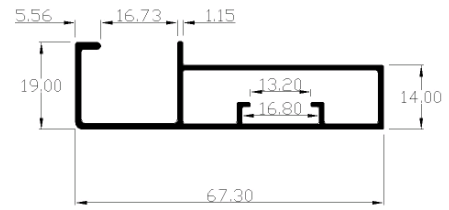
KITCHEN PROFILE

Extrusion

30517

SEC. NO:-30517

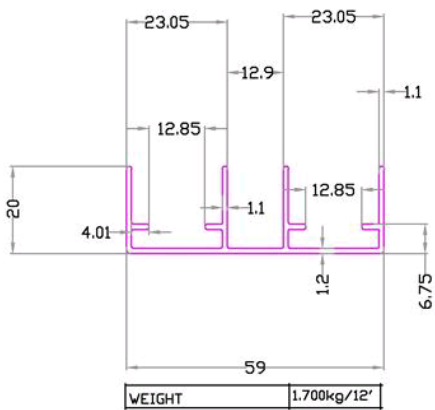
8233



WEIGHT:- 2.080 kg/12'

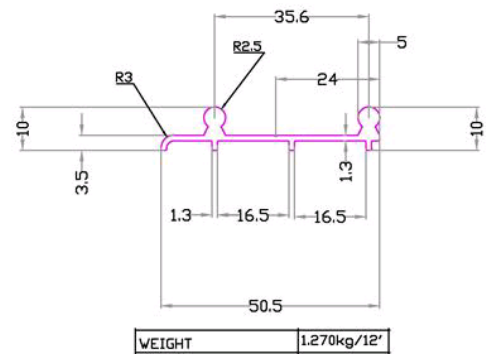
KITCHEN PROFILE

8161



KITCHEN PROFILE

8163

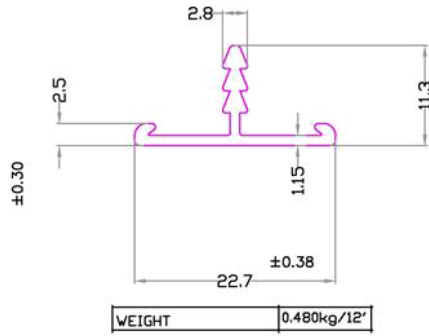


KITCHEN PROFILE

Shreenathji

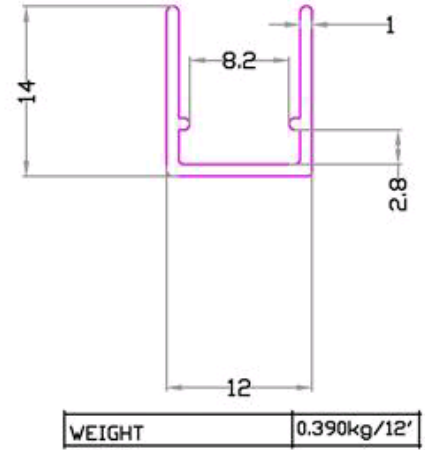
Extrusion

8164



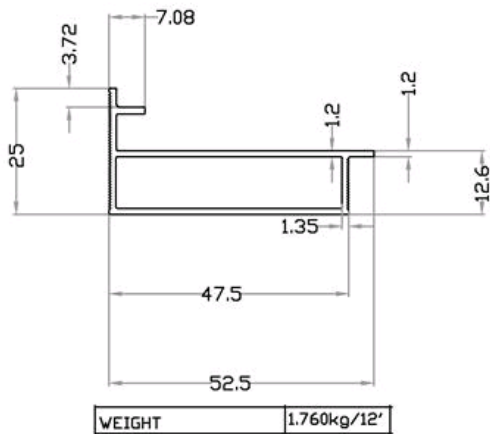
KITCHEN PROFILE

8165



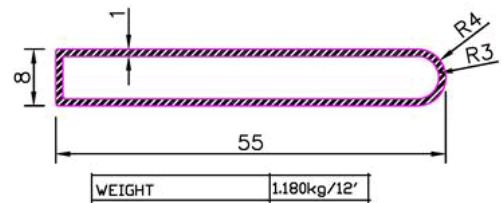
KITCHEN PROFILE

8174



KITCHEN PROFILE

8379



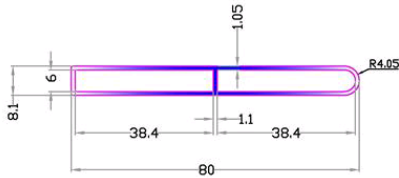
KITCHEN PROFILE

Shreenathji

Extrusion

8502

SEC NO : 8502



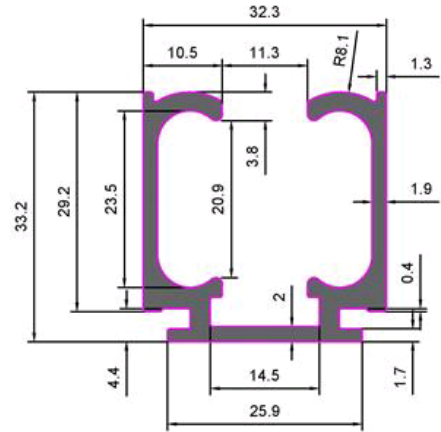
DIE NO-8502

WEIGHT 1.850kg/12'

KITCHEN PROFILE

8507

SEC NO:8507

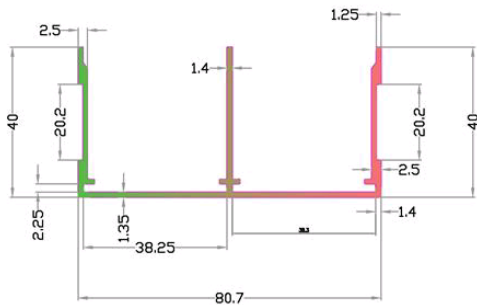


WEIGHT:2.800KG/12'

KITCHEN PROFILE

8530

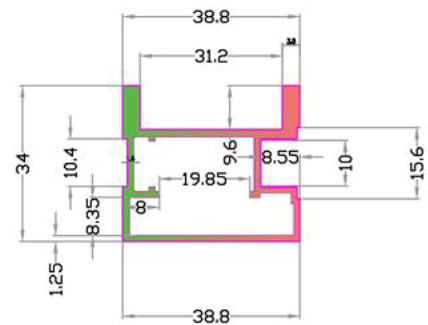
SEC NO : 8530



KITCHEN PROFILE

8531

SEC NO : 8531



KITCHEN PROFILE

Shreenathji

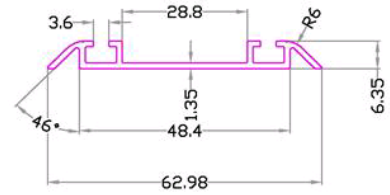
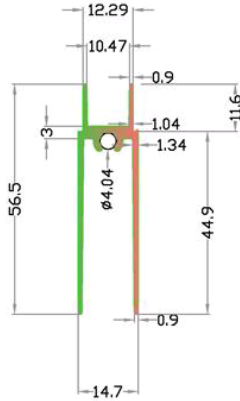
Extrusion

8532

8533

SEC NO : 8532

SEC NO : 8533



KITCHEN PROFILE

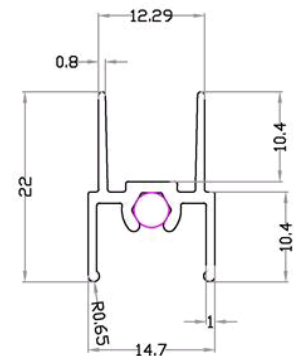
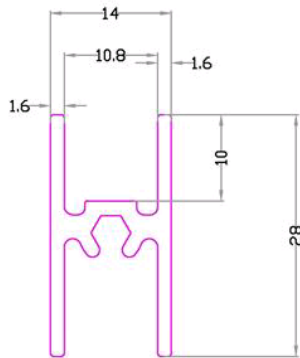
KITCHEN PROFILE

8534

8535

SEC NO : 8534

SEC NO : 8535



KITCHEN PROFILE

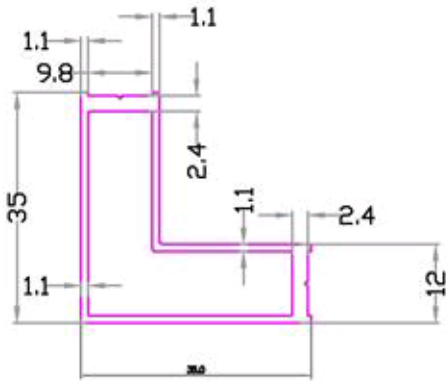
KITCHEN PROFILE

Shreenathji

Extrusion

8618

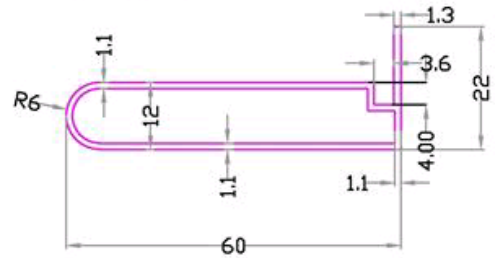
DIE.No -8618



KITCHEN PROFILE

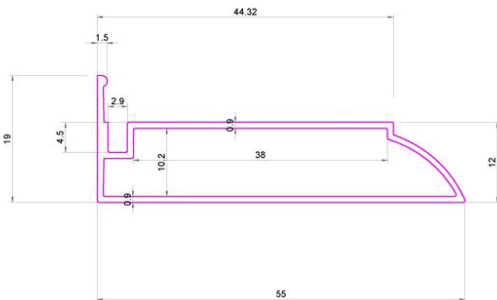
8619

DIE.No -8619



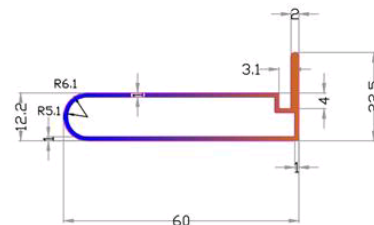
KITCHEN PROFILE

8740



KITCHEN PROFILE

8786



WEIGHT-1.630kg/12'

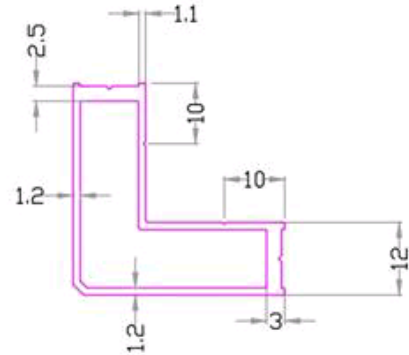
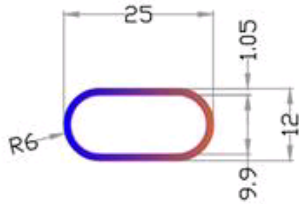
KITCHEN PROFILE

Shreenathji

Extrusion

8876

8877



DIE NO.-8876

WEIGHT-0.640kg/12'

DIE.No -8877

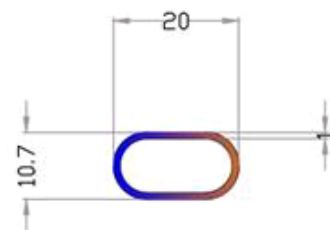
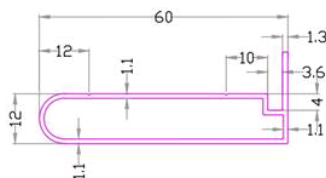
WEIGHT-1.850kg/12'

KITCHEN PROFILE

KITCHEN PROFILE

8878

8929



DIE.No -8878

WEIGHT-1.750kg/12'

DIE NO-8929

WEIGHT-0.520kg/12'

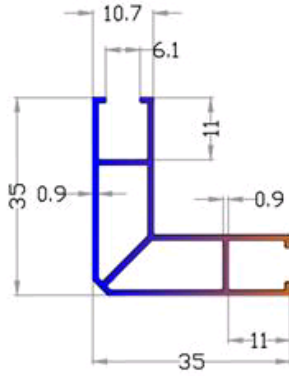
KITCHEN PROFILE

KITCHEN PROFILE

Shreenathji

Extrusion

8930

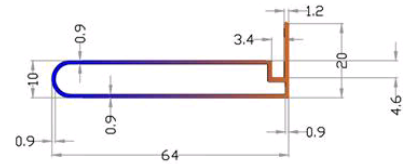


DIE NO-8930

WEIGHT-1.450kg/12'

KITCHEN PROFILE

8931

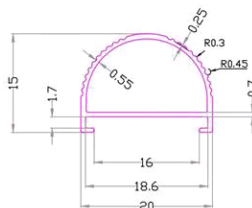


DIE NO-8931

WEIGHT-1.500kg/12'

KITCHEN PROFILE

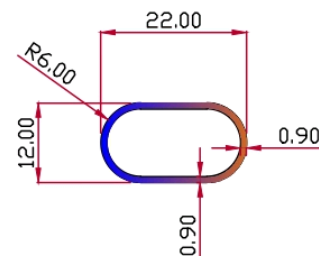
8964



WEIGHT 0.115kg/MT

INDUSTRIAL, KITCHEN PROFILE

9156



DIE NO-9156

WEIGHT-0.480kg/12'

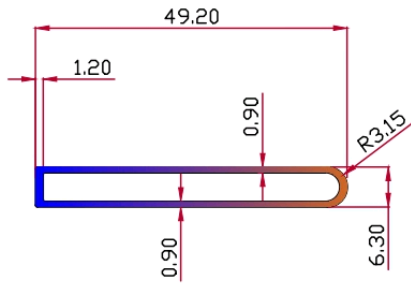
KITCHEN PROFILE

Shreenathji

Extrusion

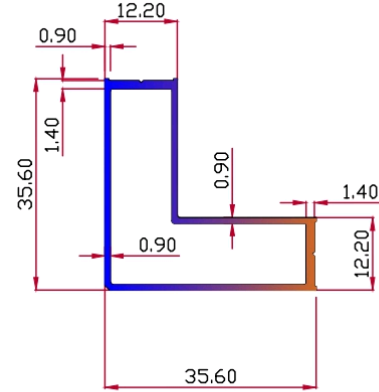
9157

9158



DIE NO-9157
WEIGHT-0.970kg/12'

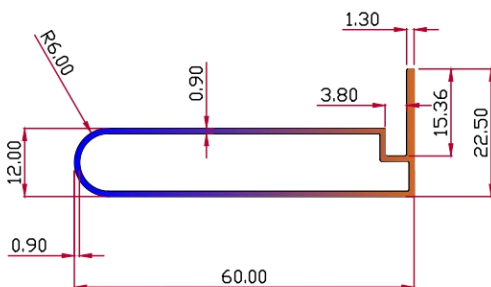
KITCHEN PROFILE



DIE NO-9158
WEIGHT-1.340kg/12'

KITCHEN PROFILE

9159



DIE NO-9159
WEIGHT-1.400kg/12'

KITCHEN PROFILE